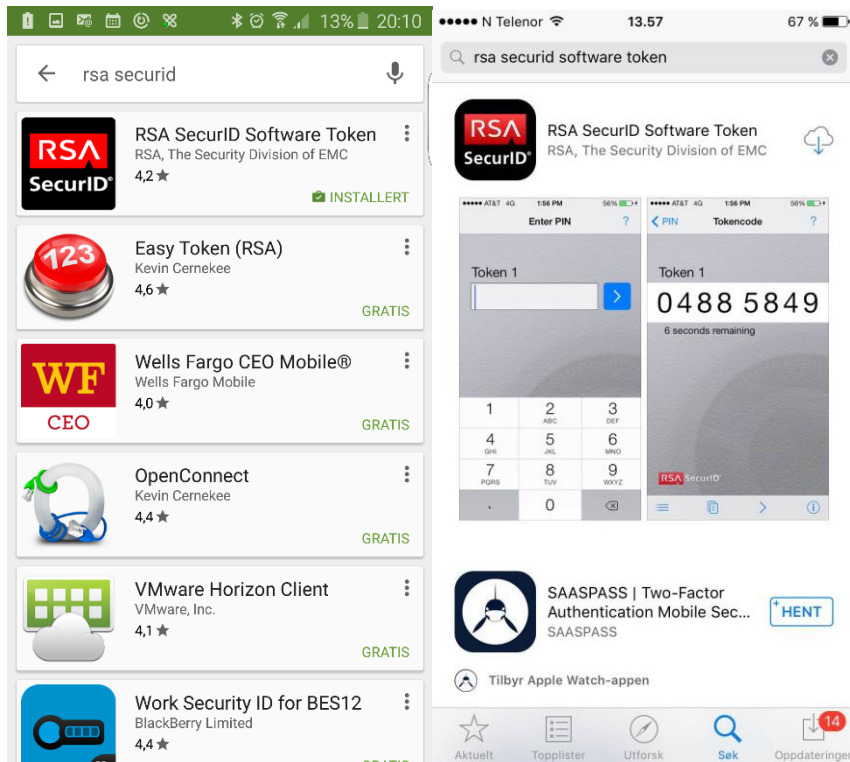


Before you can activate your RSA token, you will need to install the app on your phone.

Enter the appstore/playstore and search for an app called: RSA securID software token.

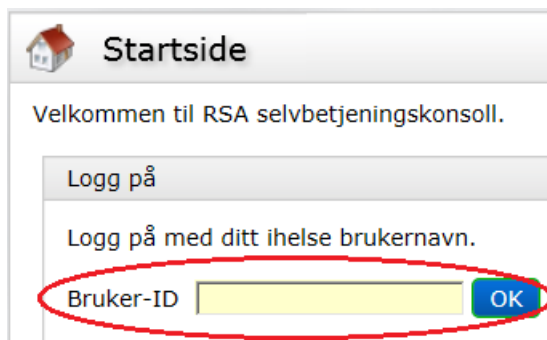
Install the app to your phone.



To start using the RSA 2 faktor login follow these instructions:

Log on to: <https://rsa-ss.ihelse.net/console-selfservice/>

Type your username into the box bruker-id/user-id.



After this, you will get a box showing password, press log on and you will get the password box active.

Bruker ID:

Autentiseringsmetode:

Passord

Avbryt

Logg på

Type in your domain password and press log on.

Passord:

Avbryt

Logg på

You will now get to a page my account/min konto

Here you will get an option: be om nytt token/request new token.

Mine autentikatorer

Token [be om nytt token](#) [vis demo for S](#)

Click here and you will be asked to select your phone OS (ios, andriod or windows)

- Virtuell kodebrikke for Windows telefoner  
RSA SecurID(R) Software Token 1.x for Windows Phone(TM)
- Virtuell kodebrikke for Android telefoner  
RSA SecurID(R) Software Token 2.x for Android(TM)
- Virtuell kodebrikke for iPhone  
RSA SecurID(R) Software Token 2.x for iOS



In the fields below you will be asked to create a pin code containing four numbers.

After this, click OK.

Opprett PIN-kode:

A text input field containing four black dots, used for creating a PIN code. A red asterisk is positioned to the left of the field, and the entire field is circled in red.

Bekreft PIN-kode:

A text input field containing four black dots, used for confirming the PIN code. A red asterisk is positioned to the left of the field, and the entire field is circled in red.

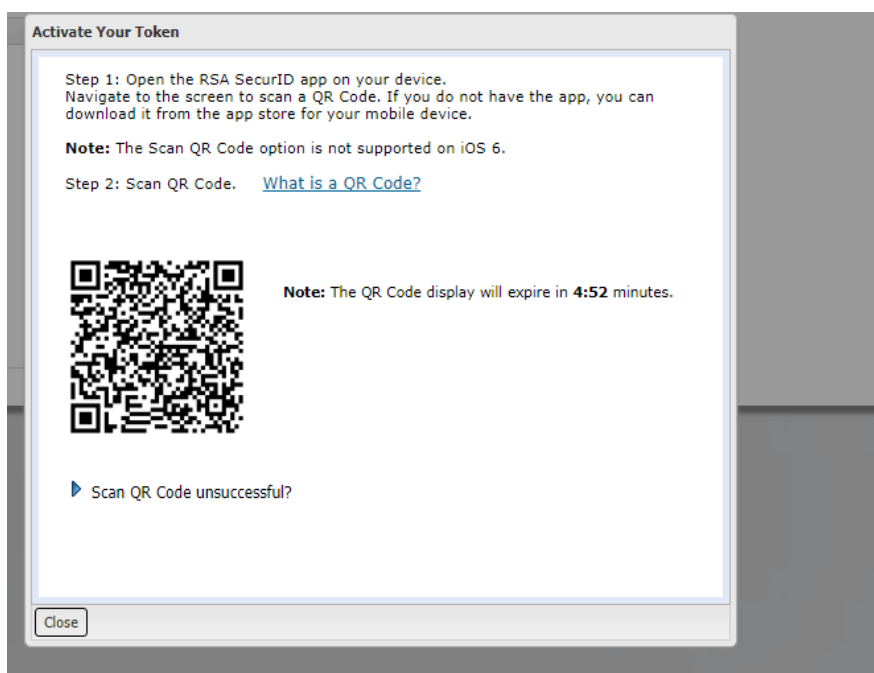
You will be returned to the account page, and you will be able to click "aktivere ditt token" or activate your token.

**Virtuell kodebrikke for Android telefoner** [Aktiver ditt token vis detaljer, test](#)  
Token serienummer: 000506859133  
PIN-kode: ingen [Opprett PIN-kode](#)  
Utløper den: 31.jan.2021 01:00:00 CET [be om erstatning](#)



That will give you a popup prompt containing a QR code.

Scan this using the RSA securid software token app to activate the token.



The app will then give you six random numbers and a countdown from 60.

The token is now active for your user.

How to use it:

When logging in using the RSA token, you must type in a RSA passcode.

This is your pincode (the 4 numbers you selected) + the 6 numbers from the app on your phone.

Therefore, it will be 10 numbers in total.